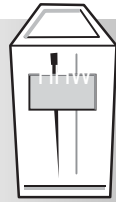


## OTHER DISPOSAL OPTIONS



Ask a doctor if they will accept properly “containerized” used sharps for safe disposal.



Contact a local hospital to see if it will accept used sharps that have been properly secured in a container.



Check with a pharmacy. Some sell specially designed containers for use by homeowners securing health care wastes for disposal in household trash. Some pharmacies also sell “mail-back” containers that are mailed to companies that incinerate the used sharps.



## For more information, contact:

### DEP REGIONAL OFFICES

**SOUTHEAST REGION, NORRISTOWN** .....484 250-5900  
Bucks, Chester, Delaware, Montgomery and Philadelphia counties

**NORTHEAST REGION, WILKES-BARRE** .....570 826-2511  
Carbon, Lackawanna, Lehigh, Luzerne, Monroe, Northampton, Pike, Schuylkill, Susquehanna, Wayne and Wyoming counties

**SOUTH-CENTRAL REGION, HARRISBURG** ..... 717 705-4700  
Adams, Bedford, Berks, Blair, Cumberland, Dauphin, Franklin, Fulton, Huntingdon, Juniata, Lancaster, Lebanon, Mifflin, Perry and York counties

**NORTH-CENTRAL REGION, WILLIAMSPORT**..... 570 327-3636  
Bradford, Cameron, Centre, Clearfield, Clinton, Columbia, Lycoming, Montour, Northumberland, Potter, Snyder, Sullivan, Tioga and Union counties


**SOUTHWEST REGION, PITTSBURGH**..... 412 442-4000  
Allegheny, Armstrong, Beaver, Cambria, Fayette, Greene, Indiana, Somerset, Washington and Westmoreland counties

**NORTHWEST REGION, MEADVILLE** .....814 332-6945  
Butler, Clarion, Crawford, Elk, Erie, Forest, Jefferson, Lawrence, McKean, Mercer, Venango and Warren counties

For more information, visit  
[www.dep.state.pa.us](http://www.dep.state.pa.us), keyword:  
Regulated Medical Waste.

2540-PA-DEP1857 Rev. 12/2014


# DISPOSAL TIPS FOR HOME HEALTH CARE WASTES



**pennsylvania**  
DEPARTMENT OF ENVIRONMENTAL  
PROTECTION

## Home health care wastes

primarily consist of “used sharps,” such as needles, syringes, lancets and other sharp objects, as well as soiled bandages, disposable sheets and gloves. Prevent injury, illness and pollution by following some simple steps when disposing of these wastes in the household trash.



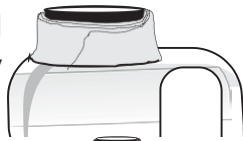
4. Place non-sharp home health care wastes in a doubled, securely fastened, opaque plastic trash bag before putting them in the garbage can with other wastes.



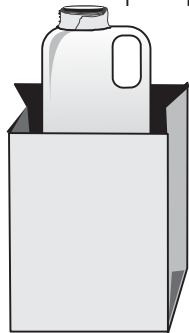
1. Place all used sharps in an opaque puncture-resistant, hard plastic or metal container. An empty detergent bottle with a screw-on cap or an empty coffee can will do.



2. Close the container with its original lid and secure with heavy duty tape.



3. Place the tightly sealed container in a paper bag and discard it with the household trash.




**DO NOT PLACE IT WITH RECYCLABLES.**



## RECOMMENDED TREATMENT:

*Prior to disposal, disinfect used sharps with a solution of 1 teaspoon of bleach in 1/2 gallon of water.*



## “DOs & DON'Ts”

### DO:

- ✓ Place used sharps in an opaque, puncture-resistant container.
- ✓ Seal lids on containers of sharps with heavy-duty tape.
- ✓ Seal trash bags with tape or wire/plastic ties.
- ✓ Label plastic jug or metal can “DO NOT RECYCLE.”
- ✓ Keep waste containers out of reach of children and animals.

### DON'T:

- ✓ Place loose used sharps in the trash or toilet.
- ✓ Label the containers as medical waste.
- ✓ Clip needles with a pair of scissors.
- ✓ Place sealed containers in with recyclables.

**DO NOT RECYCLE ANY USED SHARPS!**